

Copyright Notice:

No part of this installation guide may be reproduced, transcribed, transmitted, or translated in any language, in any form or by any means, except duplication of documentation by the purchaser for backup purpose, without written consent of ASRock Inc. Products and corporate names appearing in this guide may or may not be registered trademarks or copyrights of their respective companies, and are used only for identification or explanation and to the owners' benefit, without intent to infringe.

Disclaimer:

Specifications and information contained in this guide are furnished for informational use only and subject to change without notice, and should not be constructed as a commitment by ASRock. ASRock assumes no responsibility for any errors or omissions that may appear in this guide.

With respect to the contents of this guide, ASRock does not provide warranty of any kind, either expressed or implied, including but not limited to the implied warranties or conditions of merchantability or fitness for a particular purpose. In no event shall ASRock, its directors, officers, employees, or agents be liable for any indirect, special, incidental, or consequential damages (including damages for loss of profits, loss of business, loss of data, interruption of business and the like), even if ASRock has been advised of the possibility of such damages arising from any defect or error in the guide or product.



This device complies with Part 15 of the FCC Rules. Operation is subject to the following two conditions:

- (1) this device may not cause harmful interference, and
- (2) this device must accept any interference received, including interference that may cause undesired operation.

CALIFORNIA, USA ONLY

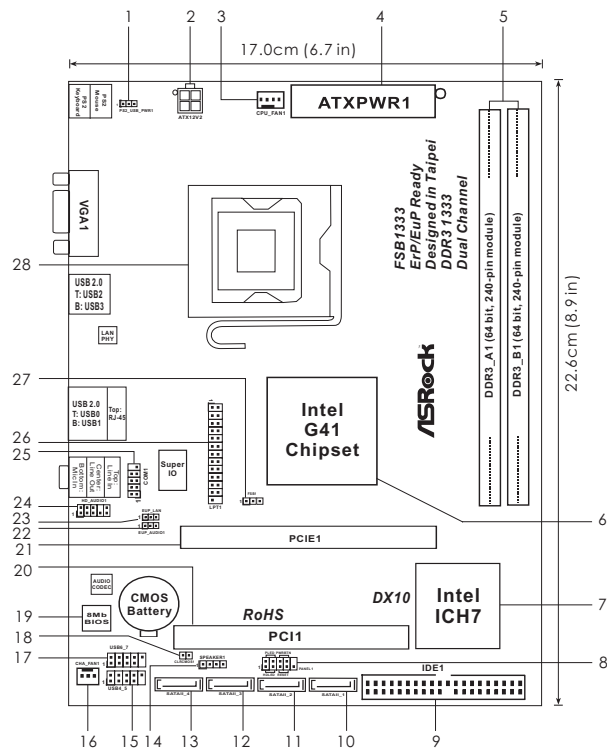
The Lithium battery adopted on this motherboard contains Perchlorate, a toxic substance controlled in Perchlorate Best Management Practices (BMP) regulations passed by the California Legislature. When you discard the Lithium battery in California, USA, please follow the related regulations in advance.

"Perchlorate Material-special handling may apply, see www.dtsc.ca.gov/hazardouswaste/perchlorate"

ASRock Website: <http://www.asrock.com>

Published December 2013
Copyright©2013 ASRock INC. All rights reserved.

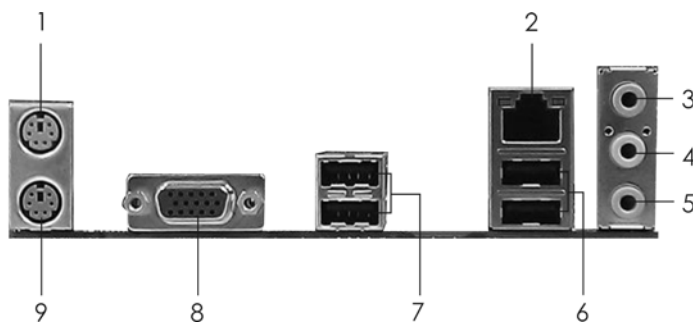
Motherboard Layout (G41M-VGS3 / G41M-VS3)



- | | | | |
|----|---|----|--|
| 1 | PS2_USB_PWR1 Jumper | 15 | USB 2.0 Header (USB4_5, Blue) |
| 2 | ATX 12V Connector (ATX12V2) | 16 | Chassis Fan Connector (CHA_FAN1) |
| 3 | CPU Fan Connector (CPU_FAN1) | 17 | USB 2.0 Header (USB6_7, Blue) |
| 4 | ATX Power Connector (ATXPWR1) | 18 | Clear CMOS Jumper (CLRCMOS1) |
| 5 | 2 x 240-pin DDR3 DIMM Slots
(Dual Channel: DDR3_A1, DDR3_B1; Blue) | 19 | BIOS SPI Chip |
| 6 | North Bridge Controller | 20 | PCI Slot (PCI1) |
| 7 | South Bridge Controller | 21 | PCI Express x16 Slot (PCIE1) |
| 8 | System Panel Header (PANEL1, White) | 22 | EUP Audio Jumper (EUP_AUDIO1) |
| 9 | IDE1 Connector (IDE1, Blue) | 23 | EUP LAN Jumper (EUP_LAN1) |
| 10 | Primary SATAII Connector (SATAII_1; Blue) | 24 | Front Panel Audio Header
(HD_AUDIO1, White) |
| 11 | Secondary SATAII Connector (SATAII_2; Blue) | 25 | Serial Port Connector (COM1) |
| 12 | Third SATAII Connector (SATAII_3; Blue) | 26 | Print Port Header (LPT1, White) |
| 13 | Fourth SATAII Connector (SATAII_4; Blue) | 27 | FSB1 Jumper |
| 14 | Chassis Speaker Header (SPEAKER 1, White) | 28 | 775-Pin CPU Socket |

English


I/O Panel (G41M-VGS3)



- | | |
|---------------------------|-------------------------------|
| 1 PS/2 Mouse Port (Green) | 6 USB 2.0 Ports (USB01) |
| *2 RJ-45 Port | 7 USB 2.0 Ports (USB23) |
| 3 Line In (Light Blue) | 8 VGA Port |
| 4 Line Out (Lime) | 9 PS/2 Keyboard Port (Purple) |
| 5 Microphone (Pink) | |


LAN Port LED Indications

Activity/Link LED		SPEED LED	
Status	Description	Status	Description
Off	No Activity	Off	10Mbps connection
Blinking	Data Activity	Orange	100Mbps connection
		Green	1Gbps connection



To enable Multi-Streaming function, you need to connect a front panel audio cable to the front panel audio header. Please refer to below steps for the software setting of Multi-Streaming.

For Windows® XP:

After restarting your computer, you will find "Mixer" tool on your system. Please select "Mixer ToolBox" , click "Enable playback multi-streaming", and click "ok". Choose "2CH" or

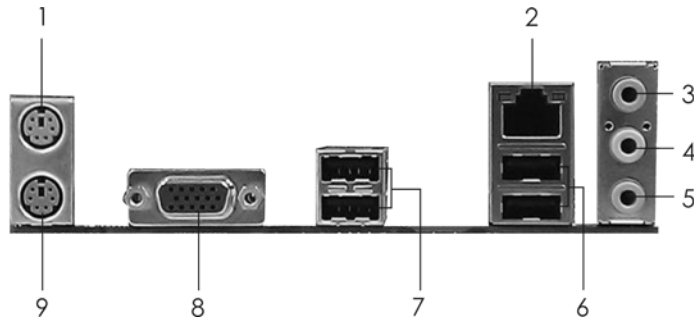
"4CH" and then you are allowed to select "Realtek HDA Primary output" to use Rear Speaker and Front Speaker, or select "Realtek HDA Audio 2nd output" to use front panel audio. Then reboot your system.

For Windows® 7 / Vista™:

After restarting your computer, please double-click "Realtek HD Audio Manager" on the system tray. Set "Speaker Configuration" to "Quadraphonic" or "Stereo". Click "Device advanced settings", choose "Make front and rear output devices playbacks two different audio streams simultaneously", and click "ok". Then reboot your system.

English


I/O Panel (G41M-VS3)



- | | |
|---------------------------|-------------------------------|
| 1 PS/2 Mouse Port (Green) | 6 USB 2.0 Ports (USB01) |
| *2 RJ-45 Port | 7 USB 2.0 Ports (USB23) |
| 3 Line In (Light Blue) | 8 VGA Port |
| 4 Line Out (Lime) | 9 PS/2 Keyboard Port (Purple) |
| 5 Microphone (Pink) | |


LAN Port LED Indications

Activity/Link LED		SPEED LED	
Status	Description	Status	Description
Off	No Activity	Off	10Mbps connection
Blinking	Data Activity	Green	100Mbps connection



To enable Multi-Streaming function, you need to connect a front panel audio cable to the front panel audio header. Please refer to below steps for the software setting of Multi-Streaming.

For Windows® XP:

After restarting your computer, you will find "Mixer" tool on your system. Please select "Mixer ToolBox" , click "Enable playback multi-streaming", and click "ok". Choose "2CH" or

"4CH" and then you are allowed to select "Realtek HDA Primary output" to use Rear Speaker and Front Speaker, or select "Realtek HDA Audio 2nd output" to use front panel audio. Then reboot your system.

For Windows® 7 / Vista™:

After restarting your computer, please double-click "Realtek HD Audio Manager" on the system tray. Set "Speaker Configuration" to "Quadraphonic" or "Stereo". Click "Device advanced settings", choose "Make front and rear output devices playbacks two different audio streams simultaneously", and click "ok". Then reboot your system.

1. Introduction

Thank you for purchasing ASRock **G41M-VGS3 / G41M-VS3** motherboard, a reliable motherboard produced under ASRock's consistently stringent quality control. It delivers excellent performance with robust design conforming to ASRock's commitment to quality and endurance.

This Quick Installation Guide contains introduction of the motherboard and step-by-step installation guide. More detailed information of the motherboard can be found in the user manual presented in the Support CD.



Because the motherboard specifications and the BIOS software might be updated, the content of this manual will be subject to change without notice. In case any modifications of this manual occur, the updated version will be available on ASRock website without further notice. You may find the latest VGA cards and CPU support lists on ASRock website as well. ASRock website <http://www.asrock.com>
If you require technical support related to this motherboard, please visit our website for specific information about the model you are using.
www.asrock.com/support/index.asp

1.1 Package Contents

ASRock **G41M-VGS3 / G41M-VS3** Motherboard

(Micro ATX Form Factor: 8.9-in x 6.7-in, 22.6 cm x 17.0 cm)

ASRock **G41M-VGS3 / G41M-VS3** Quick Installation Guide

ASRock **G41M-VGS3 / G41M-VS3** Support CD

Two Serial ATA (SATA) Data Cables (Optional)

One I/O Panel Shield

English

1.2 Specifications

Platform	- Micro ATX Form Factor: 8.9-in x 6.7-in, 22.6 cm x 17.0 cm
CPU	- LGA 775 for Intel® Core™ 2 Extreme / Core™ 2 Quad / Core™ 2 Duo / Pentium® Dual Core / Celeron® Dual Core / Celeron®, supporting Penryn Quad Core Yorkfield and Dual Core Wolfdale processors - Supports FSB1333/1066/800/533 MHz - Supports Hyper-Threading Technology - Supports Untied Overclocking Technology - Supports EM64T CPU
Chipset	- Northbridge: Intel® G41 - Southbridge: Intel® ICH7
Memory	- Dual Channel DDR3 Memory Technology - 2 x DDR3 DIMM slots - Supports DDR3 1333(OC)/1066/800 non-ECC, un-buffered memory (see CAUTION 1) - Max. capacity of system memory: 8GB (see CAUTION 2)
Expansion Slot	- 1 x PCI Express x16 slot - 1 x PCI slot
Graphics	- Intel® Graphics Media Accelerator X4500 - Pixel Shader 4.0, DirectX 10 - Max. shared memory 1759MB - Supports D-Sub with max. resolution up to 2048x1536 @ 75Hz
Audio	- 5.1 CH HD Audio (Realtek ALC662 / VIA® VT1705 Audio Codec)
LAN	- G41M-VGS3 Atheros® PCIE x1 Gigabit LAN AR8151, speed 10/100/1000 Mb/s - G41M-VS3 Atheros® PCIE x1 LAN AR8152, speed 10/100 Mb/s - Supports Wake-On-LAN
Rear Panel I/O	I/O Panel - 1 x PS/2 Mouse Port - 1 x PS/2 Keyboard Port - 1 x VGA Port - 4 x Ready-to-Use USB 2.0 Ports - 1 x RJ-45 LAN Port with LED (ACT/LINK LED and SPEED LED) - HD Audio Jack: Line in / Front Speaker / Microphone

Connector	<ul style="list-style-type: none"> - 4 x SATAII 3.0 Gb/s connectors (No Support for RAID and "Hot Plug" functions) - 1 x ATA100 IDE connector (supports 2 x IDE devices) - 1 x Print port header - 1 x COM port header - CPU/Chassis FAN connector - 24 pin ATX power connector - 4 pin 12V power connector - Front panel audio connector - 2 x USB 2.0 headers (support 4 USB 2.0 ports)
BIOS Feature	<ul style="list-style-type: none"> - 8Mb AMI BIOS - AMI Legal BIOS - Supports "Plug and Play" - ACPI 1.1 Compliance Wake Up Events - AMBIOS 2.3.1 Support - VCCM, NB, VTT, GTLRef Voltage Multi-adjustment
Support CD	<ul style="list-style-type: none"> - Drivers, Utilities, AntiVirus Software (Trial Version), Google Chrome Browser and Toolbar
Unique Feature	<ul style="list-style-type: none"> - ASRock OC Tuner (see CAUTION 3) - Intelligent Energy Saver (see CAUTION 4) - Instant Boot - ASRock Instant Flash (see CAUTION 5) - ASRock OC DNA (see CAUTION 6) - ASRock APP Charger (see CAUTION 7) - Hybrid Booster: <ul style="list-style-type: none"> - CPU Frequency Stepless Control (see CAUTION 8) - ASRock U-COP (see CAUTION 9) - Boot Failure Guard (B.F.G.)
Hardware Monitor	<ul style="list-style-type: none"> - CPU Temperature Sensing - Chassis Temperature Sensing - CPU Fan Tachometer - Chassis Fan Tachometer - CPU Quiet Fan - Voltage Monitoring: +12V, +5V, +3.3V, Vcore
OS	<ul style="list-style-type: none"> - Microsoft® Windows® 7 / 7 64-bit / Vista™ / Vista™ 64-bit / XP / XP 64-bit compliant
Certifications	<ul style="list-style-type: none"> - FCC, CE, WHQL - ErP/EuP Ready (ErP/EuP ready power supply is required)

* For detailed product information, please visit our website: <http://www.asrock.com>

WARNING

Please realize that there is a certain risk involved with overclocking, including adjusting the setting in the BIOS, applying Untied Overclocking Technology, or using the third-party overclocking tools. Overclocking may affect your system stability, or even cause damage to the components and devices of your system. It should be done at your own risk and expense. We are not responsible for possible damage caused by overclocking.

CAUTION!

1. Please check the table below for the CPU FSB frequency and its corresponding memory support frequency.

CPU FSB Frequency	Memory Support Frequency
1333	DDR3 800, DDR3 1066, DDR3 1333
1066	DDR3 800, DDR3 1066
800	DDR3 800
533	DDR3 800

- * DDR3 1333 memory modules will operate in overclocking mode.
 - * When you use a FSB533-CPU on this motherboard, it will run at DDR3 533 if you adopt a DDR3 800 memory module.
 - * If you adopt FSB1333-CPU and DDR3 1333 memory module on this motherboard, you need to adjust the jumper. Please refer to page 11 for proper jumper settings.
2. Due to the operating system limitation, the actual memory size may be less than 4GB for the reservation for system usage under Windows® 7 / Vista™ / XP. For Windows® OS with 64-bit CPU, there is no such limitation. In order to maximize the system memory, please install 4GB memory module with 16 cells or 2GB memory modules with at least 8 cells.
 3. It is a user-friendly ASRock overclocking tool which allows you to surveil your system by hardware monitor function and overclock your hardware devices to get the best system performance under Windows® environment. Please visit our website for the operation procedures of ASRock OC Tuner. ASRock website: <http://www.asrock.com>
 4. Featuring an advanced proprietary hardware and software design, Intelligent Energy Saver is a revolutionary technology that delivers unparalleled power savings. In other words, it is able to provide exceptional power saving and improve power efficiency without sacrificing computing performance. Please visit our website for the operation procedures of Intelligent Energy Saver.
ASRock website: <http://www.asrock.com>

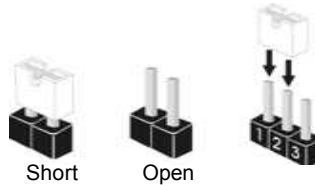
5. ASRock Instant Flash is a BIOS flash utility embedded in Flash ROM. This convenient BIOS update tool allows you to update system BIOS without entering operating systems first like MS-DOS or Windows®. With this utility, you can press <F6> key during the POST or press <F2> key to BIOS setup menu to access ASRock Instant Flash. Just launch this tool and save the new BIOS file to your USB flash drive, floppy disk or hard drive, then you can update your BIOS only in a few clicks without preparing an additional floppy diskette or other complicated flash utility. Please be noted that the USB flash drive or hard drive must use FAT32/16/12 file system.
6. The software name itself – OC DNA literally tells you what it is capable of. OC DNA, an exclusive utility developed by ASRock, provides a convenient way for the user to record the OC settings and share with others. It helps you to save your overclocking record under the operating system and simplifies the complicated recording process of overclocking settings. With OC DNA, you can save your OC settings as a profile and share with your friends! Your friends then can load the OC profile to their own system to get the same OC settings as yours! Please be noticed that the OC profile can only be shared and worked on the same motherboard.
7. If you desire a faster, less restricted way of charging your Apple devices, such as iPhone/iPod/iPad Touch, ASRock has prepared a wonderful solution for you - ASRock APP Charger. Simply installing the APP Charger driver, it makes your iPhone charged much quickly from your computer and up to 40% faster than before. ASRock APP Charger allows you to quickly charge many Apple devices simultaneously and even supports continuous charging when your PC enters into Standby mode (S1), Suspend to RAM (S3), hibernation mode (S4) or power off (S5). With APP Charger driver installed, you can easily enjoy the marvelous charging experience than ever.
ASRock website: <http://www.asrock.com/Feature/AppCharger/index.asp>
8. Although this motherboard offers stepless control, it is not recommended to perform over-clocking. Frequencies other than the recommended CPU bus frequencies may cause the instability of the system or damage the CPU.
9. While CPU overheat is detected, the system will automatically shutdown. Before you resume the system, please check if the CPU fan on the motherboard functions properly and unplug the power cord, then plug it back again. To improve heat dissipation, remember to spray thermal grease between the CPU and the heatsink when you install the PC system.



English



1.3 Jumpers Setup

The illustration shows how jumpers are setup. When the jumper cap is placed on pins, the jumper is "Short". If no jumper cap is placed on pins, the jumper is "Open". The illustration shows a 3-pin jumper whose pin1 and pin2 are "Short" when jumper cap is placed on these 2 pins.



Jumper	Setting	Description
PS2_USB_PWR1 (see p.2 No. 1)	<div style="display: flex; justify-content: space-around;"> <div style="text-align: center;"> <p>1_2</p>  <p>+5V</p> </div> <div style="text-align: center;"> <p>2_3</p>  <p>+5VSB</p> </div> </div>	Short pin2, pin3 to enable +5VSB (standby) for PS/2 or USB wake up events.

Note: To select +5VSB, it requires 2 Amp and higher standby current provided by power supply.

Clear CMOS
(CLRCMOS1, 2-pin jumper)
(see p.2 No. 18)



Note: CLRCMOS1 allows you to clear the data in CMOS. The data in CMOS includes system setup information such as system password, date, time, and system setup parameters. To clear and reset the system parameters to default setup, please turn off the computer and unplug the power cord from the power supply. After waiting for 15 seconds, use a jumper cap to short 2 pins on CLRCMOS1 for 5 seconds.

EUP LAN / EUP Audio Jumper
(EUP_LAN1, 3-pin jumper, see p.2 No. 23)
(EUP_AUDIO1, 3-pin jumper, see p.2 No. 22)



Note: EUP_LAN and EUP_AUDIO jumper design decreases the power consumption of this motherboard to meet EuP standard. With an ASRock EuP ready motherboard and a power supply that the 5VSB power efficiency is higher than 50% under 100mA current consumption, your system is able to submit EuP standard. The default setting (short pin1 and pin2) is EuP enabled. If you want to disable this power saving function, you may short pin2 and pin3. Please be noticed that when EUP_LAN jumper is set to enabled, the Wake-On-LAN function under S3 (Suspend to RAM), S4 (Suspend to Disk), and S5 (Soft Off) will be disabled.



English





FSB1 Jumper

(FSB1, 3-pin jumper, see p.2 No. 27)

FSB1  Default

If you adopt FSB1333-CPU and DDR3 1333 memory module on this motherboard, you need to adjust the jumper. Please short pin2, pin3 for FSB1 jumper. Otherwise, the CPU and memory module may not work properly on this motherboard. Please refer to below jumper setting.

FSB1 

English





1.4 Onboard Headers and Connectors



Onboard headers and connectors are NOT jumpers. Do NOT place jumper caps over these headers and connectors. Placing jumper caps over the headers and connectors will cause permanent damage of the motherboard!

Primary IDE connector (Blue)

(39-pin IDE1, see p.2 No. 9)



connect the blue end to the motherboard



connect the black end to the IDE devices

80-conductor ATA 66/100 cable

Note: Please refer to the instruction of your IDE device vendor for the details.

Serial ATAII Connectors

(SATAII_1:

see p.2, No. 10)

(SATAII_2:

see p.2, No. 11)

(SATAII_3:

see p.2, No. 12)

(SATAII_4:

see p.2, No. 13)



These Serial ATAII (SATAII) connectors support SATAII or SATA hard disk for internal storage devices. The current SATAII interface allows up to 3.0 Gb/s data transfer rate.

Serial ATA (SATA)

Data Cable

(Optional)

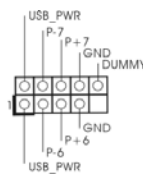


Either end of the SATA data cable can be connected to the SATA / SATAII hard disk or the SATAII connector on the motherboard.

USB 2.0 Headers

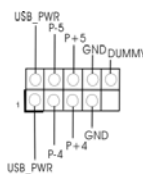
(9-pin USB6_7)

(see p.2 No. 17)



(9-pin USB4_5)

(see p.2 No. 15)



Besides four default USB 2.0 ports on the I/O panel, there are two USB 2.0 headers on this motherboard. Each USB 2.0 header can support two USB 2.0 ports.

English



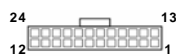


Though this motherboard provides 4-Pin CPU fan (Quiet Fan) support, the 3-Pin CPU fan still can work successfully even without the fan speed control function. If you plan to connect the 3-Pin CPU fan to the CPU fan connector on this motherboard, please connect it to Pin 1-3.

Pin 1-3 Connected
3-Pin Fan Installation



ATX Power Connector
(24-pin ATXPWR1)
(see p.2 No. 4)



Please connect an ATX power supply to this connector.



Though this motherboard provides 24-pin ATX power connector, it can still work if you adopt a traditional 20-pin ATX power supply. To use the 20-pin ATX power supply, please plug your power supply along with Pin 1 and Pin 13.

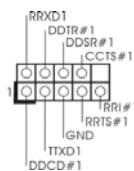


ATX 12V Connector
(4-pin ATX12V2)
(see p.2 No. 2)



Please note that it is necessary to connect a power supply with ATX 12V plug to this connector so that it can provides sufficient power. Failing to do so will cause the failure to power up.

Serial port Header
(9-pin COM1)
(see p.2 No. 25)



This COM1 header supports a serial port module.

English



2. BIOS Information

The Flash Memory on the motherboard stores BIOS Setup Utility. When you start up the computer, please press <F2> during the Power-On-Self-Test (POST) to enter BIOS Setup utility; otherwise, POST continues with its test routines. If you wish to enter BIOS Setup after POST, please restart the system by pressing <Ctl> + <Alt> + <Delete>, or pressing the reset button on the system chassis. The BIOS Setup program is designed to be user-friendly. It is a menu-driven program, which allows you to scroll through its various sub-menus and to select among the predetermined choices. For the detailed information about BIOS Setup, please refer to the User Manual (PDF file) contained in the Support CD.

3. Software Support CD Information

This motherboard supports various Microsoft® Windows® operating systems: 7 / 7 64-bit / Vista™ / Vista™ 64-bit / XP / XP 64-bit. The Support CD that came with the motherboard contains necessary drivers and useful utilities that will enhance motherboard features. To begin using the Support CD, insert the CD into your CD-ROM drive. It will display the Main Menu automatically if "AUTORUN" is enabled in your computer. If the Main Menu does not appear automatically, locate and double-click on the file "ASRSETUP.EXE" from the BIN folder in the Support CD to display the menus.

English

Spezifikationen

Plattform	- Micro ATX-Formfaktor: 22.6 cm x 17.0 cm; 8.9 Zoll x 6.7 Zoll
CPU	- LGA 775 für Intel® Core™ 2 Extreme / Core™ 2 Quad / Core™ 2 Duo / Pentium® Dual Core / Celeron® Dual Core / Celeron® unterstützt Penryn Quad Core Yorkfield und Dual Core Wolfdale Prozessoren - FSB1333/1066/800/533 MHz - Unterstützt Hyper-Threading-Technologie - Unterstützt Untied-Übertaktungstechnologie - Unterstützt EM64T-CPU
Chipsatz	- Northbridge: Intel® G41 - Southbridge: Intel® ICH7
Speicher	- Unterstützung von Dual-Kanal-Speichertechnologie - 2 x Steckplätze für DDR3 - Unterstützt DDR3 1333(OC)/1066/800 non-ECC, ungepufferter Speicher - Max. Kapazität des Systemspeichers: 8GB
Erweiterungssteckplätze Onboard-VGA	- 1 x PCI Express x16-Steckplätze - 1 x PCI -Steckplätze - Intel® Graphics Media Accelerator X4500 - Pixel Shader 4.0, DX10 VGA - Maximal gemeinsam genutzter Speicher 1759MB - Unterstützt D-Sub mit einer maximalen Auflösung von 2048 x 1536 bei 75 Hz
Audio	- 5.1 CH HD Audio (Realtek ALC662 / VIA® VT1705 Audio Codec)
LAN	- G41M-VGS3 Atheros® PCIE x1 Gigabit LAN AR8151, speed 10/100/1000 Mb/s - G41M-VS3 Atheros® PCIE x1 LAN AR8152, speed 10/100 Mb/s - Unterstützt Wake-On-LAN
E/A-Anschlüsse an der Rückseite	I/O Panel - 1 x PS/2 Mouse Port - 1 x PS/2 Keyboard Port - 1 x VGA Port - 4 x Ready-to-Use USB 2.0 Ports - 1 x RJ-45 LAN Port mit LED (ACT/LINK LED und SPEED LED) - Audioanschlüsse: Line In / Line Out / Mikrofon

Anschlüsse	<ul style="list-style-type: none"> - 4 x SATAII-Anschlüsse, unterstützt bis 3.0 Gb/s Datenübertragungsrate (Unterstützt keine "RAID"- und "Hot-Plug"-Funktionen) - 1 x ATA100 IDE-Anschlüsse (Unterstützt bis 2 IDE-Geräte) - 1 x Druckerport-Anschlussleiste - 1 x COM-Anschluss-Header - CPU/Gehäuse-Lüfteranschluss - 24-pin ATX-Netz-Header - 4-pin anschluss für 12V-ATX-Netzteil - Anschluss für Audio auf der Gehäusevorderseite - 2 x USB 2.0 Buchse (unterstützt 4 USB 2.0 Ports)
BIOS	<ul style="list-style-type: none"> - 8Mb AMI BIOS - AMI legal BIOS mit Unterstützung für "Plug and Play" - ACPI 1.1-Weckfunktionen - SMBIOS 2.3.1 - VCCM, NB, VTT, GTLRef Stromspannung Multianpassung
Support-CD	<ul style="list-style-type: none"> - Treiber, Dienstprogramme, Antivirussoftware (Probeversion), Google Chrome Browser und Toolbar
Hardware Monitor	<ul style="list-style-type: none"> - Überwachung der CPU-Temperatur - Motherboardtemperaturerkennung - Drehzahlmessung für CPU-Lüfter - Drehzahlmessung für Gehäuselüfter - CPU-Lüftergeräuschdämpfung - Spannungsüberwachung: +12V, +5V, +3.3V, Vcore
Betriebssysteme	<ul style="list-style-type: none"> - Unterstützt Microsoft® Windows® 7 / 7 64-Bit / Vista™ / Vista™ 64-Bit / XP / XP 64-Bit
Zertifizierungen	<ul style="list-style-type: none"> - FCC, CE, WHQL - Gemäß Ökodesign-Richtlinie (ErP/EuP) (Stromversorgung gemäß Ökodesign-Richtlinie (ErP/EuP) erforderlich)

* Für die ausführliche Produktinformation, besuchen Sie bitte unsere Website:
<http://www.asrock.com>

Deutsch

Spécifications

Format	- Facteur de forme Micro ATX: 8.9 pouces x 6.7 pouces, 22.6 cm x 17.0 cm
CPU	- LGA 775 pour Intel® Core™ 2 Extreme / Core™ 2 Quad / Core™ 2 Duo / Pentium® Dual Core / Celeron® Dual Core / Celeron® acceptant les processeurs Penryn Quad Core Yorkfield et Dual Core Wolfdale - FSB1333/1066/800/533MHz CPUs - Prise en charge de la technologie Hyper-Threading - Prend en charge la technologie Untied Overclocking - Prise en charge de la technologie EM64T par le CPU
Chipsets	- Northbridge: Intel® G41 - Southbridge: Intel® ICH7
Mémoire	- Compatible avec la Technologie de Mémoire à Canal Double - 2 x slots DIMM DDR3 - Supporter DDR3 1333(OC)/1066/800 non-ECC, sans amortissement mémoire - Capacité maxi de mémoire système: 8GB
Slot d'extension	- 1 x slot PCI Express x16 - 1 x slot PCI
VGA sur carte	- Intel® Graphics Media Accelerator X4500 - nuanceur de pixels 4.0, VGA DX10 - mémoire partagée max 1759MB - Prend en charge le D-Sub avec une résolution maximale jusqu'à 2048x1536 @ 75Hz
Audio	- 5.1 Son haute définition de CH (codec audio Realtek ALC662 / VIA® VT1705)
LAN	- G41M-VGS3 Atheros® PCIE x1 Gigabit LAN AR8151, Vitesse 10/100/1000 Mb/s - G41M-VS3 Atheros® PCIE x1 LAN AR8152, Vitesse 10/100 Mb/s - Support du Wake-On-LAN
Panneau arrière E/S	I/O Panel - 1 x port souris PS/2 - 1 x port clavier PS/2 - 1 x port VGA - 4 x ports USB 2.0 par défaut - 1 x port LAN RJ-45 avec LED (ACT/LED CLIGNOTANTE et LED VITESSE)

	- Jack audio: entrée ligne / sortie ligne / microphone
Connecteurs	<ul style="list-style-type: none"> - 4 x connecteurs SATAII, prennent en charge un taux de transfert de données pouvant aller jusqu'à 3.0Go/s (Ne supporte pas les fonctions "RAID" et "Hot-Plug" (Connexion à chaud)) - 1 x ATA100 IDE connecteurs (prend en charge jusqu'à 2 périphériques IDE) - 1 x embase de port d'impression - 1 x En-tête de port COM - Connecteur pour ventilateur de CPU/Châssis - br. 24 connecteur d'alimentation ATX - br. 4 connecteur d'alimentation 12V ATX - Connecteur audio panneau avant - 2 x en-tête USB 2.0 (accepte 4 ports USB 2.0)
BIOS	<ul style="list-style-type: none"> - 8Mb BIOS AMI - BIOS AMI - Support du "Plug and Play" - Compatible pour événements de réveil ACPI 1.1 - Support SMBIOS 2.3.1 - VCCM, NB, VTT, GTLRef Tension Multi-ajustement
CD d'assistance	- Pilotes, utilitaires, logiciel anti-virus (Version d'essai), Google Chrome Browser et Toolbar
Surveillance système	<ul style="list-style-type: none"> - Contrôle de la température CPU - Mesure de température de la carte mère - Tachéomètre ventilateur CPU - Tachéomètre ventilateur châssis - Ventilateur silencieux d'unité centrale - Monitoring de la tension: +12V, +5V, +3.3V, Vcore
Certifications	<ul style="list-style-type: none"> - FCC, CE, WHQL - Prêt pour ErP/EuP (alimentation Prêt pour ErP/EuP requise)

* Pour de plus amples informations sur les produits, s'il vous plaît visitez notre site web: <http://www.asrock.com>

Specifiche

Piattaforma	- Micro ATX Form Factor: 8.9-in x 6.7-in, 22.6 cm x 17.0 cm
Processore	- LGA 775 per Intel® Core™ 2 Extreme / Core™ 2 Quad / Core™ 2 Duo / Pentium® Dual Core / Celeron® Dual Core / Celeron® in grado di supportare processori Penryn Quad Core Yorkfield e Dual Core Wolfdale - FSB1333/1066/800/533 MHz - Supporto tecnologia Hyper Threading - Supporta la tecnologia overclocking "slegata" - Supporto CPU EM64T
Chipset	- Northbridge: Intel® G41 - Southbridge: Intel® ICH7
Memoria	- Supporto tecnologia Dual Channel Memory - 2 x slot DDR3 DIMM - Supporto DDR3 1333(OC)/1066/800 non-ECC, memoria senza buffer - Capacità massima della memoria di sistema: 8GB
Slot di espansione	- 1 x slot PCI Express x16 - 1 x slot PCI
VGA su scheda	- Intel® Graphics Media Accelerator X4500 - Pixel Shader 4.0, VGA DX10 - Memoria massima condivisa 1759MB - Supporta D-Sub con risoluzione massima fino a 2048x1536 @ 75Hz
Audio	- 5.1 Audio HD CH (Realtek ALC662 / VIA® VT1705 Audio Codec)
LAN	- G41M-VGS3 Atheros® PCIE x1 Gigabit LAN AR8151, Velocità 10/100/1000 Mb/s - G41M-VS3 Atheros® PCIE x1 LAN AR8152, Velocità 10/100 Mb/s - Supporta Wake-On-LAN
Pannello posteriore I/O	I/O Panel - 1 x porta PS/2 per mouse - 1 x porta PS/2 per tastiera - 1 x Porta VGA - 4 x porte USB 2.0 già integrate - 1 x porte LAN RJ-45 con LED (LED azione/collegamento e LED velocità) - Audio Jack: Line In / Line Out / Microfono

Connettori	<ul style="list-style-type: none"> - 4 x connettori SATAII 3.0Go/s (Non supporta le funzioni "RAID" e "Collegamento a caldo") - 1 x connettori ATA100 IDE (supporta fino a 2 dispositivi IDE) - 1 x Collettore porta stampante - 1 x collettore porta COM - Connettore ventolina CPU/telaio - 24-pin collettore alimentazione ATX - 4-pin connettore ATX 12V - Connettore audio sul pannello frontale - 2 x header USB 2.0 (supporta 4 porte USB 2.0)
BIOS	<ul style="list-style-type: none"> - 8Mb AMI BIOS - Supporto AMI legal BIOS - Supporta "Plug and Play" - Compatibile con ACPI 1.1 wake up events - Supporta SMBIOS 2.3.1 - Regolazione multi-voltaggio VCCM, NB, VTT, GTLRef
CD di supporto	<ul style="list-style-type: none"> - Driver, utilità, software antivirus (Versione dimostrativa), Google Chrome Browser e Toolbar
Monitoraggio Hardware	<ul style="list-style-type: none"> - Sensore per la temperatura del processore - Sensore temperatura scheda madre - Indicatore di velocità per la ventola del processore - Indicatore di velocità per la ventola di raffreddamento - Ventola CPU silenziosa - Voltaggio: +12V, +5V, +3.3V, Vcore
Compatibilità SO	<ul style="list-style-type: none"> - Microsoft® Windows® 7 / 7 64 bit / Vista™ / Vista™ 64 bit / XP / XP 64 bit
Certificazioni	<ul style="list-style-type: none"> - FCC, CE, WHQL - Predisposto ErP/EuP (è necessaria l'alimentazione predisposta per il sistema ErP/EuP)

* Per ulteriori informazioni, prego visitare il nostro sito internet: <http://www.asrock.com>

Italiano

Especificación

Plataforma	- Factor forma Micro ATX: 22,6 cm x 17,0 cm, 8,9" x 6,7"
Procesador	- LGA 775 para Intel® Core™ 2 Extreme / Core™ 2 Quad / Core™ 2 Duo / Pentium® Doble Núcleo / Celeron® Doble Núcleo / Celeron® compatible con procesadores Yorkfield de Penryn Núcleo Cuádruple y Wolfdale de Doble Núcleo - FSB1333/1066/800/533 MHz - Admite tecnología Hyper Threading - Admite tecnología de aumento de velocidad liberada - Admite CPU EM64T
Chipset	- North Bridge: Intel® G41 - South Bridge: Intel® ICH7
Memoria	- Soporte de Tecnología de Memoria de Doble Canal - 2 x DDR3 DIMM slots - Apoya DDR3 1333(OC)/1066/800 non-ECC, memoria de un-buffered - Máxima capacidad de la memoria del sistema: 8GB
Ranuras de Expansión	- 1 x ranuras PCI Express x16 - 1 x ranuras PCI
VGA OnBoard	- Intel® Graphics Media Accelerator X4500 - Sombreador de Píxeles 4.0, VGA DX10 - 1759MB de Memoria máxima compartida - Admite D-Sub con una resolución máxima de 2048x1536 a 75 Hz
Audio	- Sonido HD de 5.1 Canales (Códec de sonido Realtek ALC662 / VIA® VT1705)
LAN	- G41M-VGS3 Atheros® PCIE x1 Gigabit LAN AR8151, Velocidad 10/100/1000 Mb/s - G41M-VS3 Atheros® PCIE x1 LAN AR8152, Velocidad 10/100 Mb/s - Soporta Wake-On-LAN
Entrada/Salida de Panel Trasero	I/O Panel - 1 x puerto de ratón PS/2 - 1 x puerto de teclado PS/2 - 1 x Puerto VGA - 4 x puertos USB 2.0 predeterminados - 1 x Puerto LAN RJ-45 con LED (LED de ACCIÓN/ENLACE y LED de VELOCIDAD) - Audio Jack: Line In / Line Out / Micrófono

Conectores	<ul style="list-style-type: none"> - 4 x conexiones SATAII, admiten una velocidad de transferencia de datos de hasta 3,0Gb/s (No soporta las funciones "RAID" y "Conexión en caliente") - 1 x ATA100 conexiones IDE (admite hasta 2 dispositivos IDE) - 1 x cabecera de puerto de impresora - 1x En-tête de port COM - Conector del ventilador del CPU/chasis - 24-pin cabezal de alimentación ATX - 4-pin conector de ATX 12V power - Conector de audio de panel frontal - 2 x Conector USB 2.0 (compatible con 4 puertos USB 2.0)
BIOS	<ul style="list-style-type: none"> - 8Mb AMI BIOS - AMI legal BIOS - Soporta "Plug and Play" - ACPI 1.1 compliance wake up events - Soporta SMBIOS 2.3.1 - Múltiple ajuste de VCCM, NB, VTT, GTLRef voltage
CD de soport	<ul style="list-style-type: none"> - Controladores, Utilerías, Software de Anti Virus (Versión de prueba), Google Chrome Browser y Toolbar
Monitor Hardware	<ul style="list-style-type: none"> - Sensibilidad a la temperatura del procesador - Sensibilidad a la temperatura de la placa madre - Taquímetros de los ventiladores del procesador y del procesador - Taquímetros de los ventiladores del procesador y del chasis - Ventilador silencioso para procesador - Monitor de Voltaje: +12V, +5V, +3.3V, Vcore
OS	<ul style="list-style-type: none"> - En conformidad con Microsoft® Windows® 7 / 7 64 bits / Vista™ / Vista™ 64 bits / XP / XP 64 bits
Certificaciones	<ul style="list-style-type: none"> - FCC, CE, WHQL - Cumple con la directiva ErP/EuP (se requiere una fuente de alimentación que cumpla con la directiva ErP/EuP)

* Para más información sobre los productos, por favor visite nuestro sitio web:

<http://www.asrock.com>

Español

Спецификации

Платформа	- форм-фактор Micro ATX: 8,9 x 6,7 дюйма / 22,6 x 17,0 см
Процессор	- LGA 775 для Intel® Core™ 2 Extreme / Core™ 2 Quad / Core™ 2 Duo / Pentium® Dual Core / Celeron® Dual Core / Celeron® с поддержкой процессоров Penryn Quad Core Yorkfield и Dual Core Wolfdale - FSB 1333/1066/800/533 MHz - Поддержка технологии Hyper-Threading - Поддержка технологии Untied Overclocking - Поддержка процессоров EM64T
Набор микросхем	- Северный мост: Intel® G41 - Южный мост: Intel® ICH7
Память	- Поддержка технологии Dual Channel DDR3/DDR2 Memory Technology - 2 x гнезда DDR3 DIMM - Поддержите DDR3 1333(OC)/1066/800 не- ECC, безбуферная память - Макс. 8 Гб
Гнезда расширения	- 1 x гнезда PCI Express x16 - 1 x гнезда PCI
Графика	- Intel® Graphics Media Accelerator X4500 - Pixel Shader 4.0, Поддержка DirectX 10 - Макс. объем разделяемой памяти 1759Мб - Поддержка D-Sub с максимальным разрешением до 2048x1536 @ 75 Гц
Аудиосистема	- 5.1-канальный звук HD Audio (аудиокодек Realtek ALC662 / VIA® VT1705)
ЛВС	- G41M-VGS3 Atheros® PCIE x1 Gigabit LAN AR8151, Скорость 10/100/1000 Mb/s - G41M-VS3 Atheros® PCIE x1 LAN AR8152, Скорость 10/100 Mb/s - поддержка Wake-On-LAN
Разъемы ввода-вывода на задней панели	I/O Panel - 1 x порт мыши PS/2 - 1 x порт клавиатуры PS/2 - 1 x VGA порт - 4 x порта USB 2.0 на задней панели в стандартной конфигурации - Разъем 1 x RJ-45 LAN с светодиодным индикатором (индикатор ACT/LINK и индикатор SPEED) - Аудиоразъемы: линейный вход / линейный выход / микрофон
Колодки и плате	- 4 x разъема SATAII 3,0 Гбит/с (Не поддерживает функции "RAID" и "Hot-Plug" (горячее подключение)) - 1 x разъема ATA100 IDE (Поддерживает до 2 устройств IDE) - 1 x Разъем порта печати

	<ul style="list-style-type: none"> - 1 x Колодка COM - Разъем вентилятора процессора/корпуса - 24-контактный Колодка питания ATX - 4-контактный Разъем ATX 12 В - Аудиоразъем передней панели - 2 x Колодка USB 2.0 (поддержка 4 портов USB 2.0)
BIOS	<ul style="list-style-type: none"> - 8Mb AMI BIOS - Лицензированная AMI BIOS - поддержка "Plug and Play" - ACPI 1.1, включение по событиям - поддержка SMBIOS 2.3.1 - центральный VCCM, NB, VTT, GTLRef Мультирегулирование Напряжения
Компакт-диск поддержки	<ul style="list-style-type: none"> - Драйверы, утилиты, антивирусное программное обеспечение (Пробный Вариант), Google Chrome Browser и Toolbar
Контроль оборудования	<ul style="list-style-type: none"> - Датчики температуры процессора - Датчики температуры корпуса - Отключение при перегреве процессора для его защиты - Тахометры вентиляторов процессора, корпуса - Тихий режим вентилятора процессора - Контроль напряжения: +12V, +5V, +3.3V, Vcore
Операционные системы Сертификаты	<ul style="list-style-type: none"> - Совместимость с Microsoft® Windows® 7 / 7 64-bit / Vista™ / Поддержка 64-разрядной версии Vista™ / XP / XP 64-bit - FCC, CE, WHQL - Совместимость с ErP/EuP Ready (требуется блок питания совместимый с ErP/EuP)

* Для детальной информации продукта, пожалуйста посетите наш вебсайт:
<http://www.asrock.com>

Русский

Especificações

Plataforma	- Formato Micro ATX: 8,9 pol. x 6,7 pol., 22,6 cm x 17,0 cm
CPU	- Socket Intel® Dual Core Core™ 2 Extreme / Core™ 2 Quad / Core™ 2 Duo / Pentium® Dual Core / Celeron® Dual Core / Celeron® de 775 pinos com suporte para o processador Penryn Quad Core Yorkfield e Dual Core Wolfdale - FSB1333/1066/800/533MHz CPUs - Suporta a tecnologia Hyper-Threading - Suporta a tecnologia Untied Overclocking - Suporta a CPU EM64T
Chipsets	- North Bridge: Intel® G41 - South Bridge: Intel® ICH7
Memória	- Suporte à tecnologia de memória de duplo canal - 2 x slots de DDR3 DIMM - Suporte para memória não intermédia DDR3 1333(OC)/1066/800, não ECC - Capacidade máxima de memória do sistema: 8GB
Slots de Expansão	- 1 x slot de PCI Express x16 - 1 x slot de PCI
VGA integrado	- Intel® Graphics Media Accelerator X4500 - Pixel Shader 4.0, DX10 VGA - Memória partilhada máxima 1759MB - Suporta D-Sub com resolução máxima até 2048x1536 @ 75Hz
Áudio	- Áudio de alta definição de canal 5.1 (Codec de áudio Realtek ALC662 / VIA® VT1705)
LAN	- G41M-VGS3 Atheros® PCIE x1 Gigabit LAN AR8151, Velocidade 10/100/1000 Mb/s - G41M-VS3 Atheros® PCIE x1 LAN AR8152, Velocidade 10/100 Mb/s - Suporta Wake-On-LAN
Entrada/Saída pelo painel traseiro	I/O Panel - 1 x porta para mouse PS/2 - 1 x porta para teclado PS/2 - 1 x porta VGA - 4 x portas USB 2.0 padrão - 1 x porta LAN RJ-45 com LED (LED ACT/LIG e LED VELOCIDADE)

	- Áudio Jack: saída / entrada de linha / microfone + porta de jogos
Conectores	- 4 x conectores SATAII, suporte a taxa de transferência de dados de até 3,0 Gb/s (Serial Não suporta as funções "RAID" e "conexão a quente") - 1 x conectores ATA100 IDE (suporta até 2 dispositivos IDE) - 1 x Conector de Porta de Impressão - 1 x conector da porta COM - Conector do ventilador da CPU/chassis - Conector de força do ATX de 24 pinos - Conector ATX 12 V de 4 pinos - Conector Áudio do painel frontal - 2 x cabezal USB 2.0 (suporta 4 portas USB 2.0)
BIOS	- 8Mb BIOS AMI - BIOS AMI - Suporta dispositivos "Plug and Play" - ACPI 1.1 atendendo a eventos de "wake up" - Suporte para SMBIOS 2.3.1 - Regulação Múltipla de Voltagem de VCCM, NB, VTT, GTLRef
CD de suporte	- Controladores, utilitários, software antivírus (Experimentacao Versao), Navegador Google Chrome e Barra de Ferramentas
Monitor do HW	- Sensores de temperature do procesador - Medição de temperatura da placa-mãe - Tacômetros de ventilador do Processador - Tacômetros de ventilador do chassis - Ventoinha silenciosa para a CPU - Monitoramento de voltagem : +12 V, +5 V, +3.3 V, Vcore
Sistema Operacional	- Microsoft® Windows® 7 / 7 de 64 bits / Vista™ / Vista™ de 64 bits / XP / XP de 64 bits
Certificações	- FCC, CE, WHQL - "ErP/EuP Ready" (é necessária alimentação eléctrica "ErP/EuP Ready")

* Para informações mais detalhadas por favor visite o nosso sítio Web:
<http://www.asrock.com>

Português

Özellikler

Platform	- Mikro ATX Form Faktörü: 8,9 inç x 6,7 inç, 22,6 cm x 17,0 cm
CPU	- Intel® Core™ 2 Extreme / Core™ 2 Quad / Core™ 2 Duo / Pentium® Çift Çekirdekli / Celeron® Çift Çekirdekli / Celeron® için LGA 775, Penryn Dört Çekirdekli Yorkfield ve Çift Çekirdekli Wolfdale işlemcileri destekler - FSB1333/1066/800/533 MHz'yi destekler - Hyper-Threading Teknolojisini destekler - Untied Overclocking Teknolojisini destekler - EM64T CPU'yu destekler
Yonga seti	- Northbridge: Intel® G41 - Southbridge: Intel® ICH7
Bellek	- Çift Kanallı DDR3 Belleği Teknolojisi - 2 x DDR3 DIMM yuva - DDR3 1333(OC)/1066/800 ECC olmayan, ara belleksiz bellek - Sistem belleğinin maks. kapasitesi: 8 GB
Genişletme Yuvası	- 1 x PCI Express x16 yuva - 1 x PCI yuva
Grafikler	- Intel® Grafik Ortam Hızlandırıcısı X4500 - Pixel Shader 4.0, DirectX 10 - Maks. paylaşılan bellek 1759 MB - 75Hz'de 2048x1536'ya kadar maks. çözünürlükle D-Sub'ı destekler
Ses	- 5,1 Kanal HD Ses (Realtek ALC662 / VIA® VT1705 Ses Codec'i)
LAN	- G41M-VGS3 Atheros® PCIE x1 Gigabit LAN AR8151, 10/100/1000 Mb/sn - G41M-VS3 Atheros® PCIE x1 LAN AR8152, 10/100 Mb/sn - LAN'da Uyan özelliğini destekler
Arka Panel G/C	G/Ç Paneli - 1 x PS/2 Fare Portu - 1 x PS/2 Klavye Portu - 1 x VGA Portu - 4 x Kullanıma Hazır USB 2.0 Portu - 1 x RJ-45 LAN Portu, LED'li (AKT/LİNK LED'i ve HIZ LED'i) - HD Ses Jakı: Hat girişi/Ön Hoparlör/Mikrofon

Konektör	<ul style="list-style-type: none">- 4 x SATAII 3.0 Gb/sn konektör (RAID ve "Sistem Açıkken Bileşen Takma" işlevleri desteği yoktur)- 1 x ATA100 IDE konektörü (2 x IDE cihazları destekler)- 1 x Yazdırma portu fişi- 1 x COM portu fişi- CPU/Kasa FAN konektörü- 24 pin ATX güç konektörü- 4 pin 12V güç konektörü- Ön panel ses konektörü- 2 x USB 2.0 fiş (4 USB 2.0 portu destekler)
BIOS Özelliği	<ul style="list-style-type: none">- 8 Mb AMI BIOS- AMI Legal BIOS- "Tak Çalıştır"ı destekler- ACPI 1.1 Uyumlu Uyandırma Olayları- AMBIOS 2.3.1 Desteği- VCCM, NB, VTT, GTLRef gerilim çok ayarı
Destek CD'si	<ul style="list-style-type: none">- Sürücüler, Yardımcı Programlar, AntiVirüs Yazılımı (Deneme Sürümü), Google Chrome Browser ve Toolbar
Donanım Monitör	<ul style="list-style-type: none">- CPU Sıcaklık Duyarlılığı- Kasa Sıcaklık Duyarlılığı- CPU Fan Takometresi- Kasa Fan Takometresi- CPU Sessiz Fan- Voltaj İzleme: +12V, +5V, +3,3V, Vcore
İS	<ul style="list-style-type: none">- Microsoft® Windows® 7 / 7 64-bit / Vista™ / Vista™ 64-bit / XP / XP 64-bit uyumlu
Sertifikalar	<ul style="list-style-type: none">- FCC, CE, WHQL- ErP/EuP Hazır (ErP/EuP hazır güç kaynağı gerekli)

* Ayrıntılı ürün bilgileri için lütfen web sitemizi ziyaret edin: <http://www.asrock.com>

Türkçe

설명서

플랫폼	- Micro ATX 폼 팩터: 8.9" X 6.7", 22.6 x 17.0 cm
CPU	- Intel® Core™ 2 Extreme 용 LGA 775 / Core™ 2 Quad / Core™ 2 Duo / Pentium® Dual Core / Penryn Quad Core Yorkfield 및 Dual Core Wolfdale 프로세서를 지원하는 Celeron® / Celeron® Dual Core - FSB1333/1066/800/533MHz CPU 와 겸용합니다 - 하이퍼-스레딩 기술 지원 - 언타이드 오버클러킹(Untied Overclocking) 기술 지원 - EM64T CPU 지원
칩셋	- 노스브릿지: Intel® G41 - 사우스 브릿지: Intel® ICH7
메모리	- 듀얼 채널 메모리 기술 지원 - DDR3 DIMM 슬롯 2 개 - DDR3 1333(OC)/1066/800 비-ECC, 언버퍼드 메모리를 지원 - 최대 시스템 메모리 용량: 8GB
확장 슬롯	- 1 개의 PCI Express x16 슬롯 - 1 개의 PCI 슬롯
온보드 VGA	- Intel® Graphics Media Accelerator X4500 - Pixel Shader 4.0, DX10 VGA - 최대 공유 메모리 1759MB - 최대 해상도 2048x1536 @ 75Hz 까지 D-Sub 지원
오디오	- 5.1CH HD 오디오 (Realtek ALC662 / VIA® VT1705 오디오 코덱)
랜	- G41M-VGS3 Atheros® PCIE x1 Gigabit LAN AR8151, 속도 10/100/1000 Mb/s - G41M-VS3 Atheros® PCIE x1 LAN AR8152, 속도 10/100 Mb/s - 웨이크-온-랜 지원
후면판 I/O	I/O Panel - 1 개 PS/2 마우스 포트 - 1 개 PS/2 키보드 포트 - 1 개의 VGA 포트 - 4 개 디폴트 USB 2.0 포트 - 1 개 LED(ACT/LINK LED 및 SPEED LED)가 있는 RJ-45 LAN 포트 - 라인 출력 / 라인 입력 / 마이크 폰 + 게임 포트

온보드 헤더 및 커넥터	<ul style="list-style-type: none"> - SATAII 커넥터 4 개, 최고 3.0 Gb/s 의 데이터 전송 속도 (RAID 및 핫 플러그 기능은 지원되지 않음) - ATA100 IDE 커넥터 1 개 (최고 2 개의 IDE 장치 지원) - 프린트 포트 헤더 1 개 - COM 포트 헤더 1 개 - CPU/ 새시 팬 커넥터 - 24 핀 ATX 전원 헤더 - 4 핀 ATX 12V 파워 콘넥터 - 전면부 오디오 콘넥터 - USB 2.0 헤더 2개 (4개의 USB 2.0 포트 지원))
BIOS	<ul style="list-style-type: none"> - 8Mb AMI BIOS - AMI 에 따른 바이오스 : “플러그 앤 플레이” 지원 - ACPI 1.1 웨이크-업 이벤트와의 호환 - SMBIOS 2.3.1 지원 - VCCM, NB, VTT, GTLRef전압 멀티 조절
지원 CD	<ul style="list-style-type: none"> - 드라이버, 유틸리티, 안티 바이러스 소프트웨어(트라이얼 버전), Google Chrome Browser 및 Toolbar
하드웨어 모니터	<ul style="list-style-type: none"> - CPU 온도 감지 - 마더보드 온도 감지 - CPU 과열시 CPU 수명 보호를 위한 시스템 정지기능 - CPU 팬 회전 속도계:샤시(케이스) 팬 회전 속도계 - CPU 소음팬 - 전압 감시 기능 : +12V, +5V, +3.3V, Vcore
OS	<ul style="list-style-type: none"> - 마이크로 소프트 Windows® 7/7 64 비트/Vista™/ Vista™ 64 비트/XP/XP 64 비트 와 호환
인증서	<ul style="list-style-type: none"> - FCC, CE, WHQL - ErP/EuP 지원(ErP/EuP 지원 전원 공급기가 요구됨)

* 상세한 제품정보는 당사의 웹사이트를 방문할수있습니다. <http://www.asrock.com>



仕様

プラットフォーム	- Micro ATX フォームファクター: 8.9-in x 6.7-in, 22.6 cm x 17.0 cm
CPU	- LGA 775はIntel® Core™ 2 Extreme / Core™ 2 Quad / Core™ 2 Duo / Pentium® Dual Core / Celeron® Dual Core / Celeron®に対応し、Penryn Quad Core Yorkfield、Dual Core Wolfdale プロセッサをサポートします - FSB1333/1066/800/533 MHz - ハイパースレッド テクノロジをサポート - Untied Overclocking をサポート - EM64T CPU をサポート
チップセット	- ノースブリッジ: Intel® G41 - サウスブリッジ: Intel® ICH7
メモリー	- デュアルチャンネル DDR3 / DDR2 メモリー テクノロジー - DDR3 DIMM スロット x 2 - DDR3 1333(OC)/1066/800 non-ECC, un-buffered メモリー に対応 - システムメモリーの最大容量: 8GB
拡張スロット	- 1 x PCI Express x16 スロット - 1 x PCI スロット
グラフィック	- Intel® Graphics Media Accelerator X4500 - Pixel Shader 4.0、DirectX 10 - 最大の共有メモリー 1759MB - 2048x1536 @ 75Hz の最大解像度で D-Sub をサポート
オーディオ	- 5.1 CH HD オーディオ (Realtek ALC662 / VIA® VT1705 オーディオコーデック)
LAN	- G41M-VGS3 Atheros® PCIE x1 Gigabit LAN AR8151, 速度 10/100/1000 Mb/s - G41M-VS3 Atheros® PCIE x1 LAN AR8152, 速度 10/100 Mb/s - Wake-On-LAN をサポート
リアパネル I/O	I/O Panel - PS/2 マウスポート x 1 - PS/2 キーボードポート x 1 - VGA ポート x 1 - Ready-to-Use USB 2.0 ポート x 4 - LED(ACT/LINK LED および SPEED LED) 付き RJ-45 LAN ポート x 1

	<ul style="list-style-type: none"> - オーディオジャック: 入力、前部スピーカー、マイク入力
コネクタ	<ul style="list-style-type: none"> - 4 x SATAII 3.0 Gb/s コネクタ (RAID および「ホットプラグ」機能はサポートしていません) - ATA100 IDEコネクタ (サポート 2 x IDE devices) x 1 - プリントポートヘッダ x 1 - COMポートヘッダ x 1 - CPU/シャーシファンコネクタ x 1 - 24ピン ATX電源コネクタ - 4ピン 12V電源コネクタ - フロントパネルオーディオコネクタ - USB 2.0ヘッダ(USB 2.0用4ポートをサポート) x 2
BIOS 関連機能	<ul style="list-style-type: none"> - 8Mb AMI BIOS - AMI Legal BIOS - ブラグ&プレイをサポート - ACPI 1.1 準拠ウェイクアップイベント - SMBIOS 2.3.1サポート - VCCM、NB、VTT、GTLRefブリッジ電圧
サポート CD	<ul style="list-style-type: none"> - ドライバー、ユーティリティ、アンチウィルスソフトウェアハードウェア (体験版)、Google Chrome Browser および Toolbar
モニター	<ul style="list-style-type: none"> - CPU温度検知 - マザーボード温度検知 - CPUファンタコメータ - シャーシファンタコメータ - CPUクワイエットファン - 電源モニター: +12V, +5V, +3.3V, Vcore
OS	<ul style="list-style-type: none"> - Microsoft® Windows®7 / 7 64-bit / Vista™ / Vista™ 64-bit / XP / XP 64-bit compliant
認証	<ul style="list-style-type: none"> - FCC, CE, Microsoft® WHQL認証済み - ErP/EuP対応 ErP/EuP対応の電源装置が必要です

* 製品の詳細については、<http://www.asrock.com> を御覧ください。

日本語

主板规格

架构	<ul style="list-style-type: none"> - Micro ATX 规格: 8.9 英寸 X 6.7 英寸, 22.6 厘米 X 17.0 厘米
处理器	<ul style="list-style-type: none"> - LGA 775 支持 Intel® Core™ 2 Extreme / Core™ 2 Quad / Core™ 2 Duo / Pentium® Dual Core / Celeron® Dual Core / Celeron®, 支持 Penryn Quad Core Yorkfield 和 Dual Core Wolfdale 处理器 - FSB1333/1066/800/533MHz CPU - 支持 Hyper-Threading 超线程技术 - 支持异步超频技术 - 支持 EM64T CPU
芯片组	<ul style="list-style-type: none"> - 北桥: Intel® G41 - 南桥: Intel® ICH7
系统内存	<ul style="list-style-type: none"> - 支持双通道内存技术) - 配备 2 个 DDR3 DIMM 插槽 - 支持 DDR3 1333(OC)/1066/800 non-ECC、un-buffered 内存) - 最高支持 8GB 系统容量
扩展插槽	<ul style="list-style-type: none"> - 1 x PCI Express x16 插槽 - 1 x PCI 插槽
板载显卡	<ul style="list-style-type: none"> - Intel® Graphics Media Accelerator X4500 - Pixel Shader 4.0 技术, DX10 显卡 - 最大共享内存 1759MB - 支持 D-Sub, 最高分辨率达 2048x1536 @ 75Hz
音效	<ul style="list-style-type: none"> - 5.1 声道高保真音频 (Realtek ALC662 / VIA® VT1705 音频编解码器)
板载 LAN 功能	<ul style="list-style-type: none"> - G41M-VGS3 Atheros® PCIEx1 Gigabit LAN AR8151, 速度:10/100/1000Mbps - G41M-VS3 Atheros® PCIEx1 LAN AR8152, 速度:10/100Mbps - 支持网路唤醒 (Wake-On-LAN)
Rear Panel I/O (后面板输入/输出接口)	<p>I/O 界面</p> <ul style="list-style-type: none"> - 1 个 PS/2 鼠标接口 - 1 个 PS/2 键盘接口 - 1 个 VGA 接口 - 4 个可直接使用的 USB 2.0 接口 - 1 个 RJ-45 局域网接口与 LED 指示灯 (ACT/LINK LED 和 SPEED LED) - 高保真音频插孔: 音频输出 / 输入 / 麦克风

连接头	<ul style="list-style-type: none"> - 4 x SATAII 3.0Gb/s 连接头 (不支持“RAID”和“Hot-Plug”功能) - 1 x ATA100 IDE 插座 (最高支持2个IDE驱动器) - 1 x 打印机端口接针 - 1 X 串行接口连接器 - CPU/ 机箱风扇接头 - 24 针 ATX 电源接头 - 4 针 12V 电源接头 - 前置音频面板接头 - 2 x USB 2.0 接口 (支持4个USB 2.0 接口)
BIOS	<ul style="list-style-type: none"> - 8Mb AMI BIOS - 采用 AMI BIOS - 支持即插即用 (Plug and Play,PnP) - ACPI 1.1 电源管理 - 支持唤醒功能 - 支持 SMBIOS 2.3.1 - VCCM, NB, VTT, GTLRef 电压多功能调节器
支持光盘	<ul style="list-style-type: none"> - 驱动程序, 工具软件, 杀毒软件 (测试版本), Chrome 谷歌浏览器和工具栏
硬件监控器	<ul style="list-style-type: none"> - CPU 温度侦测 - 主板温度侦测 - CPU 风扇转速计 - 系统风扇转速计 - CPU 静音风扇 - 电压范围: +12V, +5V, +3.3V, 核心电压
操作系统	<ul style="list-style-type: none"> - Microsoft® Windows® 7/7 64 位元/Vista™/Vista™ 64 位元/XP/XP 64 位元适用于此主板
认证	<ul style="list-style-type: none"> - FCC, CE, WHQL - 支持 ErP/EuP (需要同时使用支持 ErP/EuP 的电源供应器)

* 请参阅华擎网站了解详细的产品信息: <http://www.asrock.com>



电子信息产品污染控制标示

依据中国发布的「电子信息产品污染控制管理办法」及 SJ/T 11364-2006 「电子信息产品污染控制标示要求」，电子信息产品应进行标示，藉以向消费者揭露产品中含有的有毒有害物质或元素不致发生外泄或突变从而对环境造成污染或对人身、财产造成严重损害的期限。依上述规定，您可于本产品之印刷电路板上看见图一之标示。图一中之数字为产品之环保使用期限。由此可知此主板之环保使用期限为 10 年。



图一

有毒有害物质或元素的名称及含量说明

若您欲了解此产品的有毒有害物质或元素的名称及含量说明，请参照以下表格及说明。

部件名称	有害物质或元素					
	铅(Pb)	镉(Cd)	汞(Hg)	六价铬(Cr(VI))	多溴联苯(PBB)	多溴二苯醚(PBDE)
印刷电路板及其电子组件	X	O	O	O	O	O
外部信号连接接头及线材	X	O	O	O	O	O

O: 表示该有毒有害物质在该部件所有均质材料中的含量均在 SJ/T 11363-2006 标准规定的限量要求以下。

X: 表示该有毒有害物质至少在该部件的某一均质材料中的含量超出 SJ/T 11363-2006 标准规定的限量要求，然该部件仍符合欧盟指令 2002/95/EC 的规范。

备注：此产品所标示之环保使用年限，系指在一般正常使用状况下。



主機板規格

架構	- Micro ATX 規格: 8.9 英寸 X 6.7 英寸, 22.6 厘米 X 17.0 厘米
處理器	- LGA 775 支持 Intel® Core™ 2 Extreme / Core™ 2 Quad / Core™ 2 Duo / Pentium® Dual Core / Celeron® Dual Core / Celeron®, 支援 Penryn Quad Core Yorkfield 和 Dual Core Wolfdale 處理器 - FSB1333/1066/800/533MHz CPU - 支援 Hyper-Threading 技術 - 支援非同步超頻技術 - 支援 EM64T CPU
晶片組	- 北橋: Intel® G41 - 南橋: Intel® ICH7
系統記憶體	- 支援雙通道記憶體技術 - 2 個 DDR3 DIMM 插槽 - 支援 DDR3 1333(OC)/1066/800 non-ECC、un-buffered 記憶體 - 最高支援 8GB 系統容量
擴充插槽	- 1 x PCI Express x16 插槽 - 1 x PCI 插槽
內建顯示	- Intel® Graphics Media Accelerator X4500 - Pixel Shader 4.0 技術, DX10 顯示 - 最大共享記憶體 1759MB - 支援 D-Sub, 最高解析度達 2048x1536 @ 75Hz
音效	- 5.1 聲道高清晰音效 (Realtek ALC662 / VIA® VT1705 音效編解碼器)
網路功能	- G41M-VGS3 Atheros® PCIEx1 Gigabit LAN AR8151, 速度:10/100/1000Mbps - G41M-VS3 Atheros® PCIEx1 LAN AR8152, 速度:10/100Mbps - 支援網路喚醒 (Wake-On-LAN)
Rear Panel I/O (後背板輸入/輸出接口)	I/O 界面 - 1 個 PS/2 滑鼠接口 - 1 個 PS/2 鍵盤接口 - 1 個 VGA 接口 - 4 個可直接使用的 USB 2.0 接口 - 1 個 RJ-45 區域網接口與 LED 指示燈 (ACT/LINK LED 和 SPEED LED) - 高清晰音效插孔: 音效輸出 / 輸入 / 麥克風

接頭	<ul style="list-style-type: none"> - 4 x SATAII 3.0Gb/s 接頭 (不支援“RAID”和“Hot-Plug”功能) - 1 x ATA100 IDE 插座 (最高支持 2 個 IDE 驅動器) - 1 x 印表機接針 - 1 X 序列埠 - CPU/ 機箱風扇接頭 - 24 針 ATX 電源接頭 - 4 針 12V 電源接頭 - 前置音效接頭 - 2 x USB 2.0 接口 (支援 4 個 USB 2.0 接口)
BIOS	<ul style="list-style-type: none"> - 8Mb AMI BIOS - 採用 AMI BIOS - 支援即插即用 (Plug and Play, PnP) - ACPI 1.1 電源管理 - 支援喚醒功能 - 支援 SMBIOS 2.3.1 - VCCM, NB, VTT, GTLRef 電壓多功能調節器
支援光碟	<ul style="list-style-type: none"> - 驅動程式, 工具軟體, 防毒軟體 (試用版本), Google Chrome Browser 和 Toolbar
硬體監控器	<ul style="list-style-type: none"> - CPU 溫度偵測 - 主機板溫度偵測 - CPU 風扇轉速計 - 系統風扇轉速計 - CPU 靜音風扇 - 電壓範圍: +12V, +5V, +3.3V, 核心電壓
操作系統	<ul style="list-style-type: none"> - Microsoft® Windows® 7/7 64 位元/Vista™/Vista™ 64 位元/XP/XP 64 位元
認證	<ul style="list-style-type: none"> - FCC, CE, WHQL - 支援 ErP/EuP (需要同時使用支援 ErP/EuP 的電源供應器)

* 請參閱華擎網站了解詳細的產品訊息: <http://www.asrock.com>

Spesifikasi

Podium	- Faktor Form Mikro ATX: 8.9-in x 6.7-in, 22.6 cm x 17.0 cm
CPU	- LGA 775 untuk Intel® Core™ 2 Extreme / Core™ 2 Quad / Core™ 2 Duo / Pentium® Dual Core / Celeron® Dual Core / Celeron® mendukung prosesor Penryn Quad Core Yorkfield dan Dual Core Wolfdale - FSB1333/1066/800/533 MHz - Menggunakan Teknologi Hyper-Threading - Menggunakan Teknologi Untied Overclocking - Menggunakan CPU EM64T
Grup Chip	- Jembatanutara: Intel® G41 - Jembatanselatan: Intel® ICH7
Ingatan	- Teknologi ingatan DDR3 dwisaluran - 2 x Alur DDR3 DIMM - Menggunakan DDR3 1333(OC)/1066/800 - Kapasitas paling banyak: 8GB
Alur Ekspansi	- 1 x PCI Express x16 slot - 1 x PCI slot
Diagram	- Intel® Graphics Media Accelerator X4500 - Pixel Shader 4.0, DirectX 10 - Ingatan sama Max. 1759MB - Mendukung D-Sub dengan resolusi maksimal hingga 2048x1536 @ 75Hz
Audio	- 5.1 CH HD Audio (Realtek ALC662 / VIA® VT1705 Audio Codec)
LAN	- G41M-VGS3: Atheros® PCIE x1 Gigabit LAN AR8151, Kecepatan: 10/100/1000 Mb/s - G41M-VS3: Atheros® PCIE x1 LAN AR8152, Kecepatan : 10/100 Ethernet - Menggunakan Wake-On-LAN
Papan Belakang I/O	I/O - 1 x Port Mouse PS/2 - 1 x Port Keyboard PS/2 - 1 x Port VGA - 4 x Port USB 2.0 siap-dipakai - 1 x Port LAN RJ-45 - HD Audio Jack: Line in/Penyuaru Depan/mikropon



Penghubung	<ul style="list-style-type: none">- 4 x penghubung SATAII 3.0 Gb/s (Tanpa penggunaan RAID dan fungsi "Hot Plug")- 1 x Penghubung ATA100 IDE (menggunakan perlengkapan 2 x IDE)- 1 x print port header- 1 x port header COM- Penghubung KIPAS CPU/casis- Penghubung power 24 pin ATX- Penghubung power 4 pin 12V- Penghubung audio panel dapan- 2 x USB 2.0 header (menggunakan 4 port USB 2.0)
Ciri-ciri BIOS	<ul style="list-style-type: none">- 8Mb AMI BIOS- AMI Legal BIOS- Menggunakan "Plug and Play"- ACPI 1.1 Compliance Wake Up Events- Penyokong AMBIOS 2.3.1- Penyesuaian berbagai tegangan VCCM, NB, VTT, GTLRef
Sokongan CD	<ul style="list-style-type: none">- Penggerak, kegunaan, Software AntiVirus (Versi Cobaan), Google Chrome Browser dan Toolbar
Penjaga Hardware	<ul style="list-style-type: none">- Perasa Suhu CPU- Perasa Suhu Casis- Pengukur Kipas CPU- Pengukur Kipas Casis- Kipas diam CPU- Penjagaan voltasi: +12V, +5V, +3.3V, Vcore
OS	<ul style="list-style-type: none">- dapat digunakan Microsoft® Windows® 7 / 7 64-bit / Vista™ / Vista™ 64-bit / XP / XP 64-bit
Sertifikasi	<ul style="list-style-type: none">- FCC, CE, WHQL- EuP Ready (memerlukan catu daya EuP ready)

