

---

# Guide to Intel<sup>®</sup> Small Business Advantage Installation and Applications

1.	Introduction of Small Business Advantage .....	2
2.	Installing Small Business Advantage.....	3
3.	Small Business Advantage Applications.....	5
3.1	Energy Saver.....	5
3.2	PC Health Center .....	6
3.3	Software Monitor .....	7
3.4	USB Blocker.....	8
3.5	Data Backup & Restore.....	9

---


# 1. Introduction of Small Business Advantage

Intel® Small Business Advantage is a customizable platform integrated with IT tools, which helps maximize employee productivity, PC performance, and data security. There are applications including Software Monitor, PC Health Center, Data Backup & Restore, Energy Saver and USB Blocker.

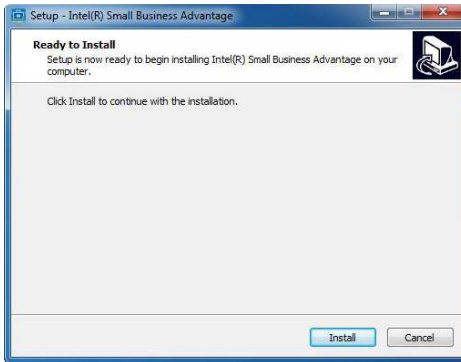
---

## 2. Installing Small Business Advantage

1. When you install the all-in-one driver into your system from the ASRock support CD, Small Business Advantage will automatically be installed as well. However, if you want to install it manually, please locate and double-click

the  icon to execute the installer.

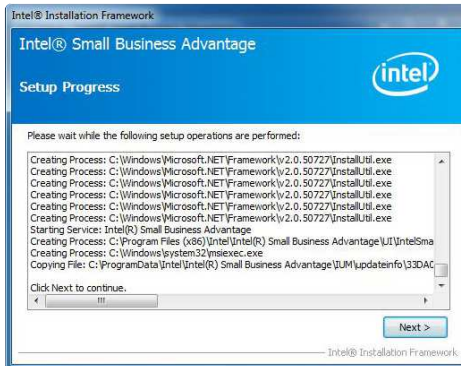
2. Click “Install” to continue with the installation.



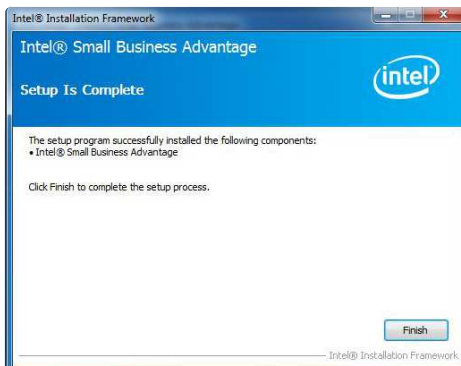
3. Click “Next” to continue.



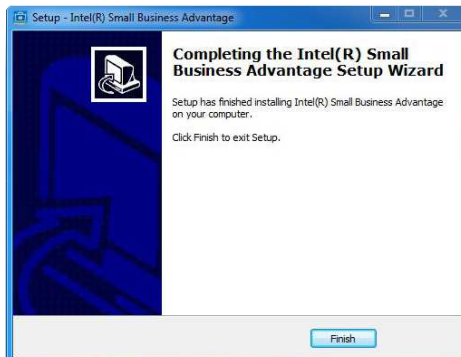
4. Click “Next” again to continue.



5. Click “Finish” to complete the setup process.



6. Click “Finish” to exit setup.



---

## 3. Small Business Advantage Applications

### 3.1 Energy Saver



As energy prices rise, controlling energy consumption is increasingly important to small businesses.

With the optional Energy Saver, businesses can save energy by scheduling PCs to power-down at the end of the day and turn on before the work day begins—ready for employees as they arrive in the morning.

---

## 3.2 PC Health Center

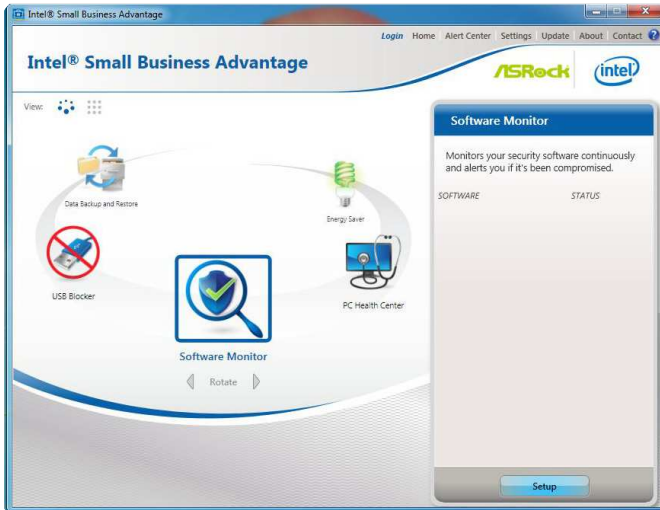


Small business profitability demands peak performance from users' PCs. This requires regular PC maintenance, which small businesses with unmanaged PC environments often neglect.

PC Health Center can schedule and perform PC maintenance tasks after hours so as not to interrupt employees' work. For example, PC Health Center can update the operating system, delete temporary internet files, and run disk defragmentation at night. PC Health Center works even if the computer is powered down, as long as it is plugged in.

---

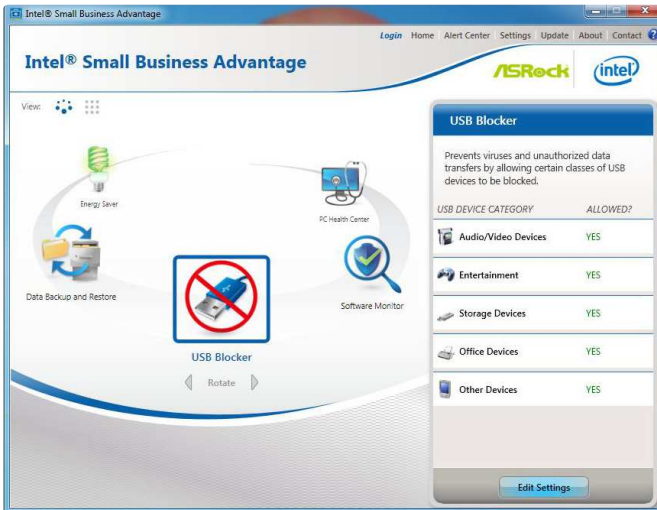
### 3.3 Software Monitor



Small businesses rely on anti-virus software to protect their PCs, but often the first thing a virus does is disable such software.

Software Monitor helps keep critical security software running by monitoring it at the hardware level and alerting the business if there has been an attack. The monitor also maintains an event log that shows status information and any errors generated, so businesses can know what happened.

### 3.4 USB Blocker



Small businesses need to keep their infrastructure safe from unauthorized data extraction and from the unintentional introduction of viruses or malware by external devices.

The optional USB Blocker lets businesses control access to their infrastructure, preventing unauthorized USB devices or file imports or exports on company PCs.



---

### 3.5 Data Backup & Restore



Most small businesses rely on manual back-up processes, which expose them to the risk of data loss and downtime.

Data Backup & Restore provides reliable after-hours backup of critical data using the local maintenance timer to remotely power on the PC. Data can be backed up to a designated location. Mobile workers can back up to a local disk and let Intel® SBA copy the backup file externally when they return to the office.